

# UDDER WIPES



## CONSIDERATIONS:

- UDDER WIPES ARE CONSIDERED A POPULATION SAMPLE FOR SURVEILLANCE OF DISEASE IN SUCKLING PIGLETS.
- UDDER WIPES ARE ONLY FOR UTILIZATION ON NURSING SOWS TO DETECT DISEASE IN SUCKLING PIGS.
- CONSULT WITH YOUR VETERINARIAN TO DETERMINE THE CORRECT TYPE OF TRANSPORT MEDIA FOR YOUR DESIRED DIAGNOSTICS.
- ONE GAUZE PAD PER ANIMAL, DO NOT USE THE SAME PAD FOR MULTIPLE COLLECTIONS.
- 4 IN. X 4 IN. GAUZE PAD IS USUALLY BEST FOR WIPING THE LARGE UDDER AREA. OTHER SIZES CAN BE USED.
- FOR SAFETY, BE AWARE OF PEN SURROUNDINGS FOR HAZARDS AND CURIOUS ANIMALS WHEN COLLECTING.
- USE PERSONAL PROTECTIVE EQUIPMENT.
- USE CLEAN SUPPLIES TO AVOID SAMPLE CONTAMINATION.
- LABEL SAMPLES WITH PERMANENT MARKER.

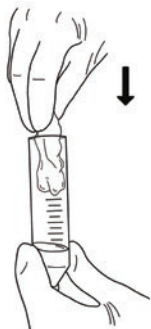
## SUPPLIES:

- ☐ COTTON GAUZE PAD
- ☐ APPROVED TRANSPORT MEDIUM
- ☐ 50mL CONICAL TUBE

## COLLECTION INSTRUCTIONS:

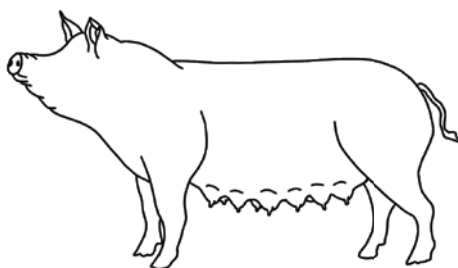
### STEP 1.

PLACE AT LEAST 10mL OF MEDIUM INTO A CONICAL TUBE AND INSERT A GAUZE PAD.



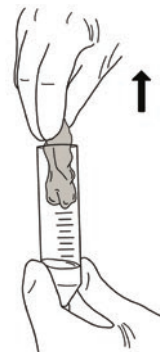
### STEP 2.

ENCOURAGE THE SOW TO STAND IF SHE IS LYING DOWN.



### STEP 3.

REMOVE MOISTENED GAUZE PAD FROM CONICAL TUBE.




### STEP 4.

WIPE THE TEATS IN ONE SWIPING MOTION FROM FRONT TO BACK, THEN FOCUS ON EACH INDIVIDUAL TEAT.



### STEP 5.

PLACE GAUZE PAD BACK INTO CONICAL TUBE CONTAINING MEDIUM. RECAP THE CONICAL TUBE AND PROMPTLY CHILL FOR SHIPMENT.



## SUBMISSION INSTRUCTIONS:

REFER TO **SAMPLE SUBMISSION INSTRUCTIONS** ON SAMPLE SUBMISSION PAGE

### COLLABORATORS

These educational materials were developed through a collaborative process between Swine Medicine Education Center (SMEC) and Maria Clavijo, DVM, PhD.

### FUNDING

This project was funded in part by National Pork Board (NPB) and PIC

### ILLUSTRATIONS

Chantz Nittler  
Swine Medicine Education Center  
Iowa State University